

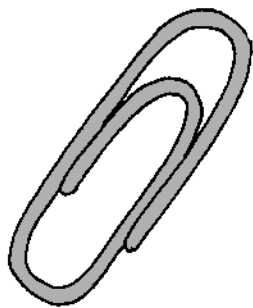
**clap**



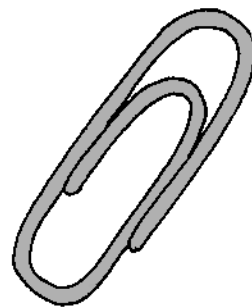
**clap**



**clip**



**clip**



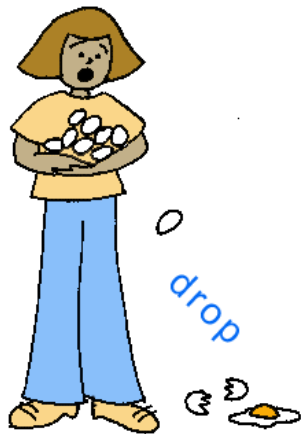
**drip**




**drip**




**drop**




**drop**




**flag**




**flag**




**flap**




**flap**




**flat**



**flat**



**flip**



**flip**



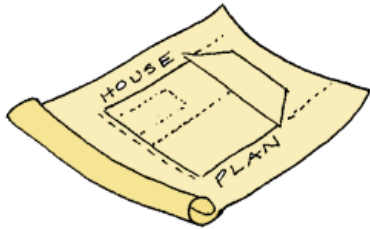
**grip**




**grip**



**plan**



**plan**



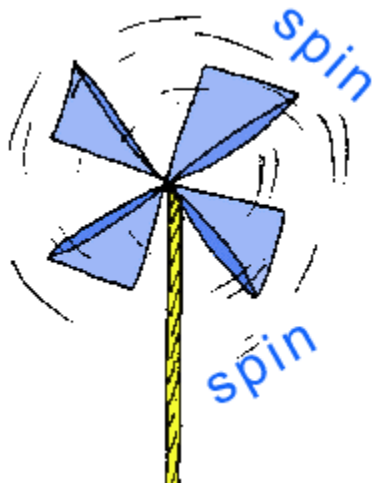
**slip**



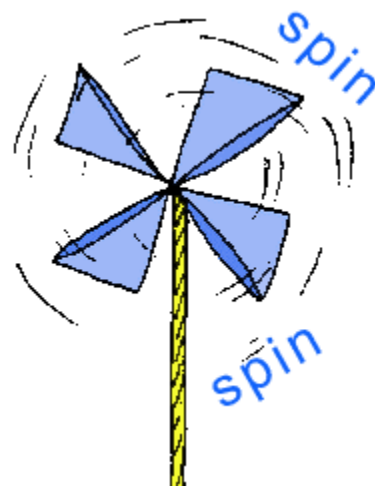
**slip**



**spin**



**spin**




**slop**




**slop**




**spin**




**spin**



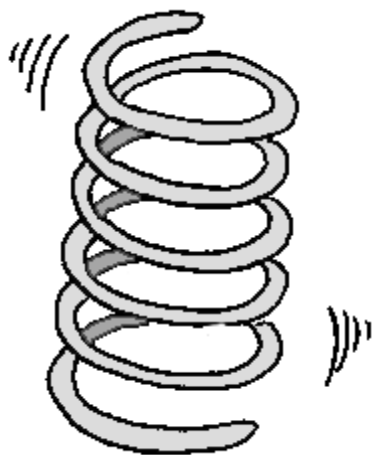
**spot**



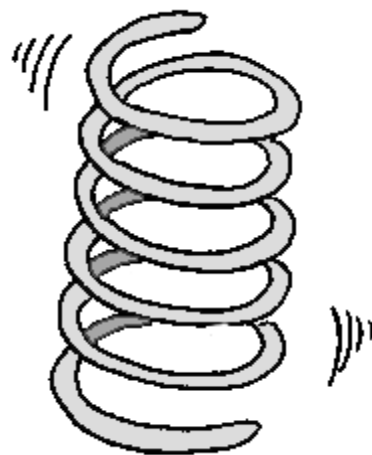
**spot**




**spring**




**spring**



**stand**




**stand**



**stop**



**stop**



# GO READ

cl, dr, fl,  
gr, pl, sl,  
sp, spr, st

This card is the pack's cover

# MAKE A DONATION

If this game has: saved you time, reduced your stress level, caused student enjoyment, turned a boring phonics drill into entertainment or maybe even caused some student learning : ) **Then please consider making a \$2 or so donation via my website by credit card to help me keep developing these fun learning resources.**

...& this one says thanks for saving me time ☺

# DID IT WORK?

Dear Educators,

If you are in a school in the First World with 2 or more students that enjoyed this game & learned from it...

Grab an envelope, have the kids make me a small thank you card out of thin card. Write me a short note of thanks then go to the school secretary & ask for some petty cash for learning resources, place it in the card and send it to the creator of these games.

**Adrian Bruce, 2 Eskimo Ct,  
Wollongbar, NSW, Australia 2477**

**This will show your appreciation for the resources and for making learning just a little more fun. NB It will also help keep this site free to those less fortunate.**

...or by snail mail.

# GO READ

This is a card game based loosely on the 'Go Fish' except the children must say, '**You can Read**' or '**Go Read**' when they don't have a match.

## How to Play

1. Two or three players sit facing each other.
2. A dealer shuffles the cards well.
3. Deal 5 cards face down to each player and themselves then places the remaining cards face down in the centre of the group.
4. Players pick up their cards being careful that the others do not see the pictures or words on their cards.
5. If players have matching cards they place them face down in front of them.
6. The dealer then asks any other player if they have a card that matches on in their hand eg '**Eric, do you have slop?**'
7. If the answer is yes then the card must be handed over so the questioner can make a pair. The questioner then places the pair down and asks another player for a different card.
8. If the player doesn't have the requested card they must say either 'you Can Read' or 'Go Read' and the questioner must pick up a card from the pile in the centre of the group.
9. The game continues until there are no cards left.
10. The winner is the person with the most pairs.

Dear World,  
This game is donationware from  
<http://www.adrianbruce.com> so once  
your kids have played it and learnt from it,  
come back to and make a donation via my  
secure Paypals link. You can also check my  
site to see if I've managed to get the time to  
make any more games : )

