

CHANGE

A Reading Game from www.adrianbruce.com

(a card game to focus on short i, u, er, ir, ur, ck, long oo and short oo)

Preparation:


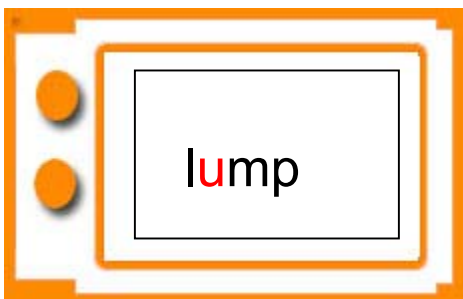
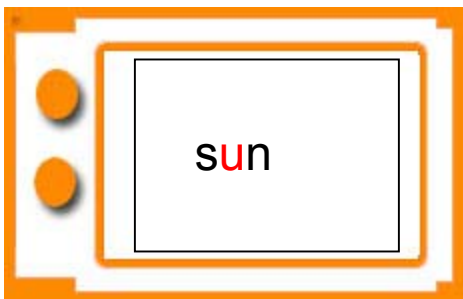



Print the cards, laminate them if possible and cut them out.


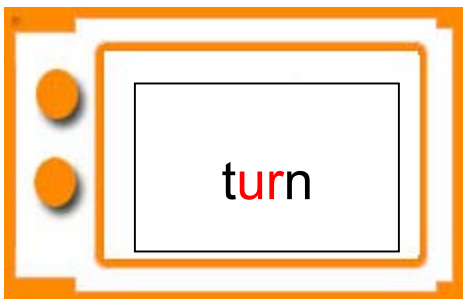
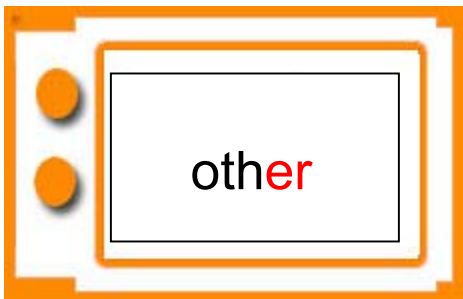

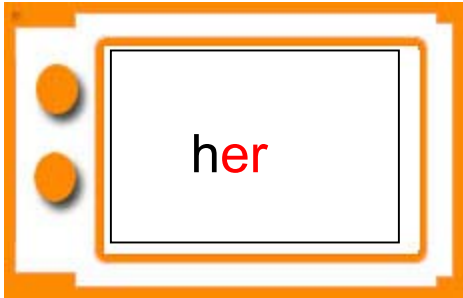



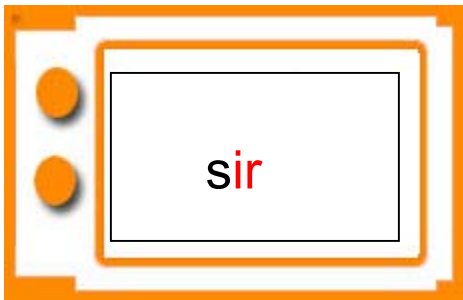


How to play:

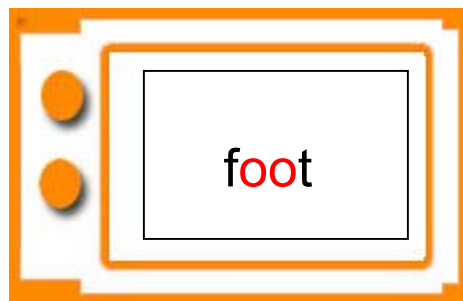



1. Two, three or four players sit so they are facing each other.
2. Select a dealer to shuffle the cards and give five cards to each member of the group, including themselves.
3. Place all the remaining cards in a pile face down in the centre. Next flip one card off the top of this pile and place it face up next to the stack.
4. The dealer reads the card by pronouncing the sound of the letters marked in red and then the word
e.g. If the card is 'look' the dealer says, '**oo** like in **look**'
If the card is 'black' the dealer says, '**ck** like in **black**'
5. The children then look at their cards and take their turn moving to the left around the circle. If they have cards with the same coloured sound as the one turned over by the dealer they can place one on top of the pile by saying 'oo like in book'.
6. If they do not have a match in their hand they pick up a card from the facedown pile. If the card they pick up is a match they can put it straight down, if not, they place it in their hand and the next player has a turn.
7. If the player does not have a match but has a CHANGE card in their hand they can change the sound being matched i.e. if say they had the cards 'tin', 'bin' and 'thin' they would place down their CHANGE card and say "I'd like to change it to '**i** like in **bin**'". All the following players must match for '**i**'.
8. The person who is the first to have no cards left is the winner.

NB The power of this game as a learning tool comes from having the children say 'er like in after' when playing. Please ensure they keep doing it throughout the learning sessions.











DID IT WORK?


Dear Educators,

If you are in a school in the First World with 2 or more students that enjoyed these games & learned from them...

Grab an envelope, have the kids make me a small thank you card out of thin card. Write me a short note of thanks then go to the school secretary & ask for some petty cash for learning resources, place it in the card and send it to the creator of these games.

**Adrian Bruce, 2 Eskimo Ct,
Wollongbar, NSW, Australia 2477**

This will show your appreciation for the resources and for making learning just a little more fun. NB It will also help keep this site free to those less fortunate. Checks and money orders can also be made out to me ☺



This game was supplied by
<http://www.adrianbruce.com>
Make sure you check back
from time to time for new
games or to email me your
thoughts.

