
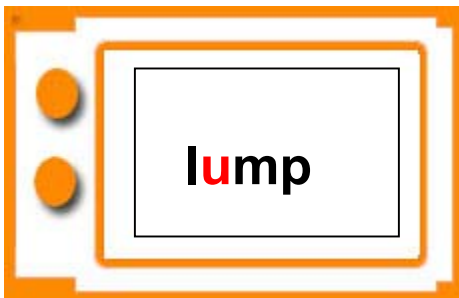




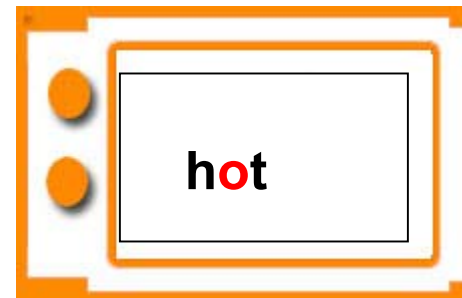






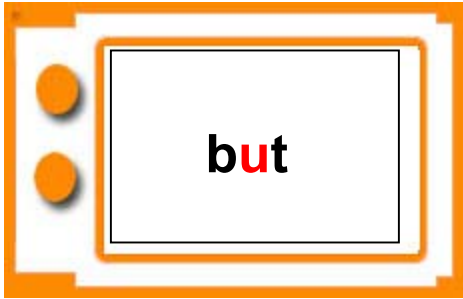






EYE CHANGE

(a card game to focus on medial short vowel sounds)











DID IT WORK?

Dear Educators,

If you are in a school in the Developed World with 2 or more students that enjoyed these games & learned from them...

Grab an envelope, have the kids make me a small thank you card out of thin card. Write me a short note of thanks then go to the Office & ask for some petty cash for learning resources, place it in the card and send it to the creator of these games.

**Adrian Bruce, 2 Eskimo Ct,
Wollongbar, NSW, Australia 2477**

This will show your appreciation for the resources and for making learning just a little more fun. NB It will also help keep this site free to those who need it. Checks and money orders can also be made out to me ☺

THEN PLEASE DONATE

To do your bit you can donate online at

<http://www.adrianbruce.com/donations/>

or send a check / cheque / money order ☺

EYE CHANGE

is a Donationware Reading Game from
<http://www.adrianbruce.com/>



Preparation:

Print the cards, laminate them if possible and cut them out.

How to play:

1. Two, three or four players sit so they are facing each other.
2. Select a dealer to shuffle the cards and give five cards to the members of the group, including themselves.
3. Place all the remaining cards in a pile face down in the centre. Next flip one card off the top of this pile and place it face up next to the stack.
4. The dealer reads the card by pronouncing the short vowel sound of the red letter and then the word
e.g. If the card is 'fin' the dealer says, '**i like in fin**'
If the card is 'hot' the dealer says, '**o like in hot**'
5. The children then look at their cards and take their turn moving to the left around the circle. If they have cards with the same medial sound as the one turned over by the dealer they can place one on top of the pile by saying 'i like in thin' or 'i like in tin'.
6. If they do not have a match in their hand they pick up a card from the facedown pile. If the card they pick up is a match they can put it straight down, if not, they place it in their hand and the next player has a turn.
7. If the player does not have a match but has a CHANGE card in their hand they can change the sound being matched i.e. if say they had the cards 'clap', 'hat' and 'had' they would place down their CHANGE card and say "I'd like to change it to '**a like in had**'". All the following players must match for 'a'.
8. The person who is the first to have no cards left is the winner.

NB The power of this game as a learning tool comes from having the children say 'o like in hot' when playing. Please ensure they keep doing it throughout the learning sessions.